

7205 LIMED CONCRETE

457 x 457mm

R10



7202 COOL GREY CONCRETE

457 x 457mm

R10



7206 BEIGE METALSTONE

457 x 914mm

R10



7204 WARM GREY CONCRETE

457 x 457mm

R10



7210 CORRODED METALSTONE

457 x 914mm

R10

The **R values** shown denote a ramp test result, which is an ex-factory measure of slip resistance. For safety flooring with sustainable wet slip resistance, refer to the Polysafe ranges.



7173 CLASSIC LIMESTONE

305 x 610mm

R10



7137 CREMA MARBLE

457 x 457mm

R10



7171 CLASSIC TRAVERTINE

305 x 610mm

R10



7218 ANTIQUE TRAVERTINE

305 x 610mm

R10



7219 ROMAN LIMESTONE

305 x 610mm

R10



7201 WHITE OILSHALE

305 x 914mm



R10



7200 BLACK OILSHALE

305 x 914mm



R10



7155 SILVER SLATE

305 x 610mm

R10



7154 ATLANTIC SLATE

305 x 610mm

R10



7153 BLACK SLATE

305 x 610mm

R10



Indicated tiles feature bevelled edges

The **R values** shown denote a ramp test result, which is an ex-factory measure of slip resistance. For safety flooring with sustainable wet slip resistance, refer to the Polysafe ranges.



7214 LIGHT CONTOUR

305 x 914mm


R11



7215 DARK CONTOUR

305 x 914mm

R11



7213 ALUMINIUM RIVET SHEET ***

457 x 914mm

R11



8122 BLACK TREADPLATE **

457 x 914mm

R10



8127 ANTIQUE COPPER

457 x 457mm

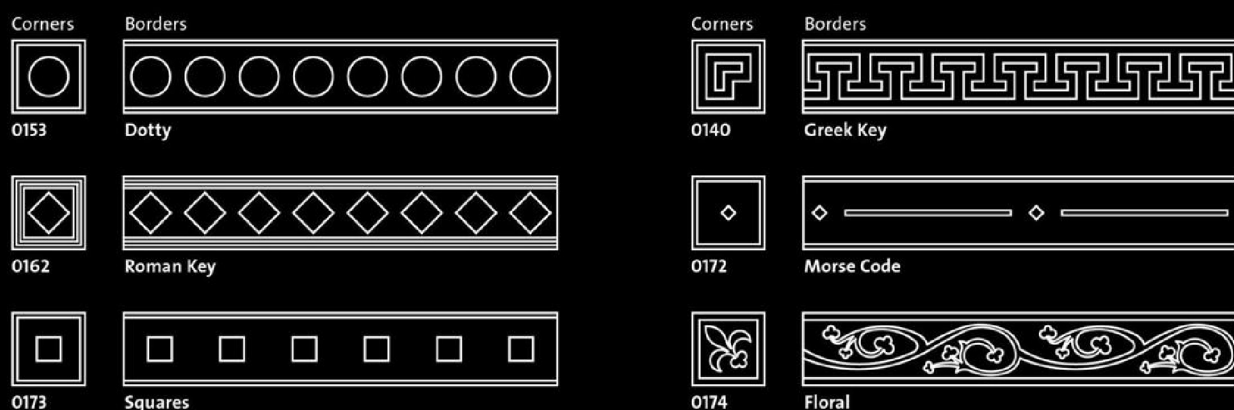
R10

** pattern not designed to match from tile to tile

*** includes an embossed rivet effect around the perimeter


The **R values** shown denote a ramp test result, which is an ex-factory measure of slip resistance. For safety flooring with sustainable wet slip resistance, refer to the Polysafe ranges.

DESIGN BORDERS - Bespoke inlays are produced individually using precision waterjet technology



This facility allows you to mix and match colours according to your personal taste. Length and width will always depend on the design and colour of the border chosen.

INLAYS




Inlays can be made in any size or colour according to your individual needs. The standard formats are diameters of 90 cm, 120 cm or 150 cm. Special formats can be made depending on the chosen design.

LOGOS - Bespoke logos and inlays are produced using customer own designs and corporate branding



Bespoke inlays and logo designs can be precut and supplied on request.

GROUTING STRIPS - Embossed natural grout effect strips



3037 BEIGE 5 X 914mm



3036 GREY 5 X 914mm



3038 BLACK 5 X 914mm




3037 with 7219 Roman Limestone




3036 with 7171 Classic Travertine

FEATURE STRIPS - Smooth solid colour strips



0115 SILVER 5 X 1000mm



0103 BLACK 5 X 1000mm



0114 BROWN 5 X 1000mm



3038 with 7155 Silver Slate

Grouting and feature strips are ideal for accentuating the effect of tiles. They can be used with planks to create a ships decking or naval plank effect.